POTAIN® by Manitowoc

MCT 278 K12

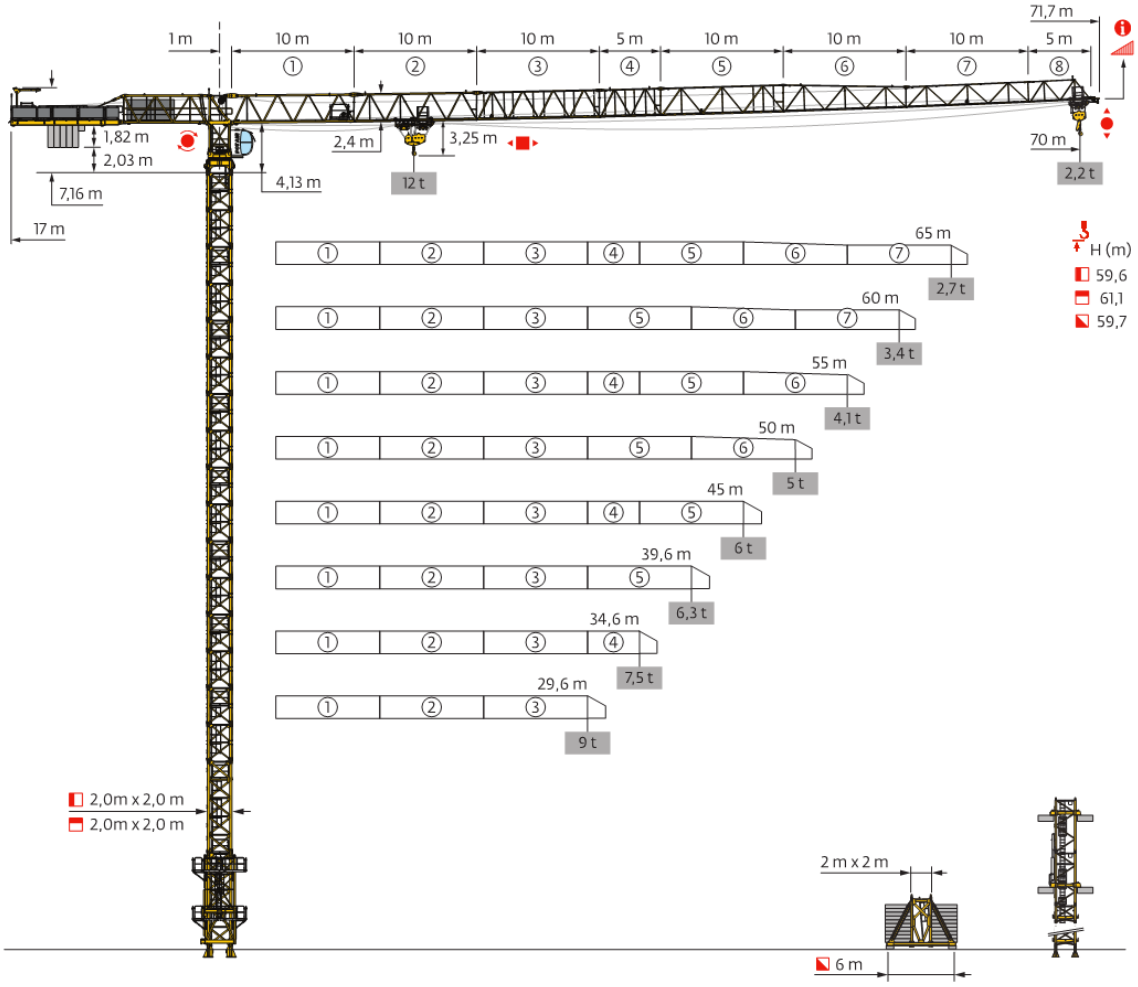

FEM 1.001-A3

Configurações de Torre

2 m

70 m

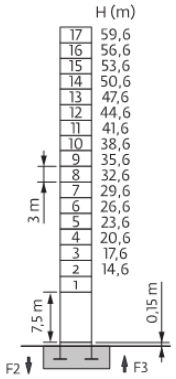

2,0 m - P 20A										
(m)		30	35	40	45	50	55	60	65	70
(m)		59,6	59,6	59,6	59,6	59,6	59,6	59,6	59,6	59,6
3,0 m		17	17	17	17	17	17	17	17	17
7,5 m		1	1	1	1	1	1	1	1	1
F2 (t)	●	149	148	147	150	145	155	154	162	162
	■	196	195	196	195	203	209	213	217	222
F3 (t)	●	113	110	109	110	99	107	107	113	113
	■	160	157	157	155	163	167	172	174	178

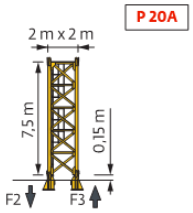

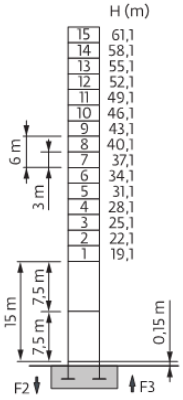

2,0 m - P 21A										
(m)		30	35	40	45	50	55	60	65	70
(m)		64,1	64,1	64,1	64,1	64,1	64,1	64,1	61,1	61,1
3,0 m		16	16	16	16	16	16	16	15	15
7,5 m		2	2	2	2	2	2	2	2	2
F2 (t)	●	160	159	158	160	157	167	167	166	167
	■	230	229	230	230	237	243	247	229	234
F3 (t)	●	122	119	117	117	109	118	118	116	117
	■	192	190	189	187	195	200	204	185	189

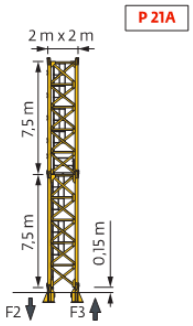

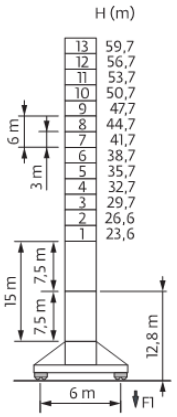

2,0 m - VB 21A										
(m)		30	35	40	45	50	55	60	65	70
(m)		62,7	62,7	62,7	62,7	62,7	62,7	59,7	59,7	59,7
3,0 m		14	14	14	14	14	14	13	13	13
7,5 m		2	2	2	2	2	2	2	2	2
F1 (t)	●	99	99	99	100	100	104	98	101	101
	■	131	130	130	130	134	138	127	129	132

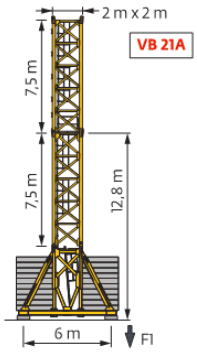

Versão Ascensional

30 m

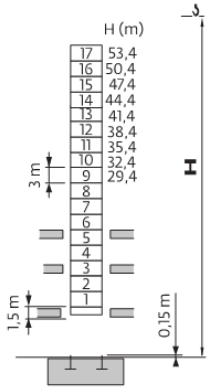

2,0 m - BA 66A									
(m)	30	35	40	45	50	55	60	65	70
(m)	53,4	53,4	53,4	53,4	53,4	53,4	53,4	47,4	47,4
3 m	16	16	16	16	16	16	16	14	14
3 m (L68C)	1	1	1	1	1	1	1	1	1
1,5 m (L68G)	1	1	1	1	1	1	1	1	1

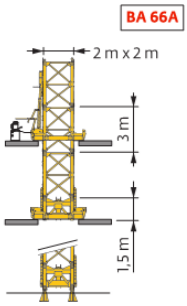

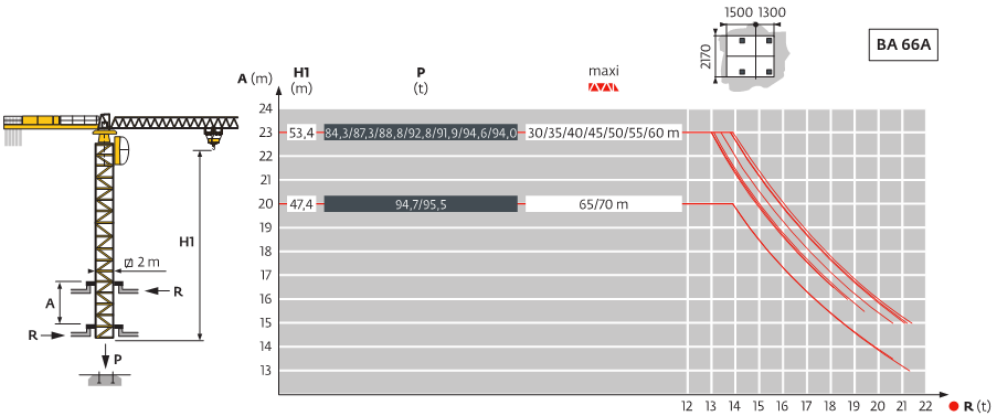

Ancoragens

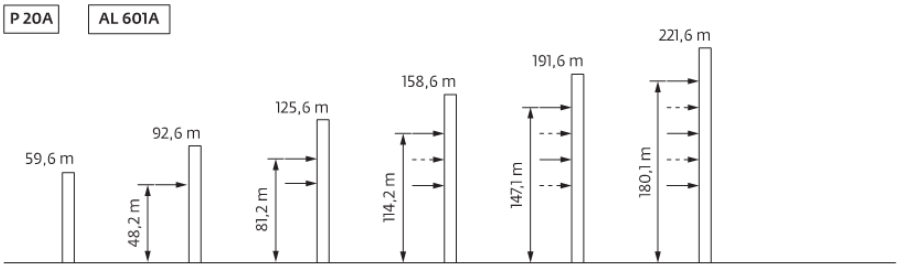

H > 221,6m

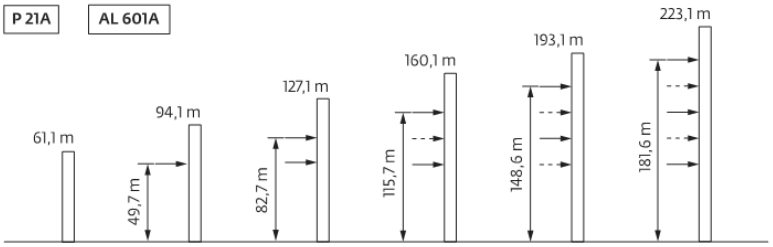

H > 223,1 m

Gráfico de Carregamento

		(m)	15	17	20	22	25	27	29,6	30	32	34,6	35	37	39,6	40	42	45	47	50	52	55	57	60	62	65	67	70	m
	12 t	6 t																											
70	3,1 → 16,3	28,7 → 31,3	12	11,4	9,4	8,4	7,1	6,5	-	6	5,9	-	5,3	4,9	-	4,5	4,2	3,9	3,7	3,4	3,3	3	2,9	2,7	2,6	2,45	2,35	2,2	t
65	3,1 → 17,6	31,0 → 34,0	12	12	10,3	9,2	7,9	7,1	-	6,3	6	-	5,8	5,4	-	4,9	4,7	4,3	4,1	3,8	3,6	3,3	3,2	3	2,85	2,7	t		
60	3,1 → 19,3	34,3 → 37,3	12	12	11,5	10,3	8,8	8,1	-	7,1	6,5	-	6	6	-	5,5	5,2	4,8	4,6	4,2	4,1	3,8	3,6	3,4	t				
55	3,1 → 20,6	36,6 → 40,0	12	12	12	11,1	9,6	8,7	-	7,7	7,1	-	6,3	6	-	6	5,6	5,2	4,9	4,6	4,4	4,1	t						
50	3,1 → 21,9	38,9 → 42,4	12	12	12	11,9	10,3	9,4	-	8,3	7,6	-	6,9	6,4	-	6	6	5,6	5,3	5	t								
45	3,1 → 23,2	41,3 → 45,0	12	12	12	12	11	10,1	-	8,9	8,2	-	7,4	6,9	-	6,3	6	6	t										
40	3,1 → 23,2		12	12	12	12	11	10,1	-	8,9	8,2	-	7,4	6,9	6,3	t													
35	3,1 → 23,3		12	12	12	12	11,1	10,1	-	8,9	8,2	7,5	t																
30	3,1 → 23,2		12	12	12	12	11	10	9	t																			

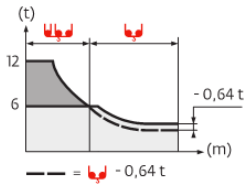

Lastro - Chassis

(t) / 2 m -VB 21A -									
(m)	30	35	40	45	50	55	60	65	70
62.7	132	132	132	132	132	132	-	-	-
59.7	120	108	108	108	120	120	120	120	120
56.7	96	96	96	84	96	96	108	96	108
53.7	84	72	72	84	84	84	84	84	84
50.7	72	72	72	72	84	84	84	84	84
47.7	72	72	72	72	72	84	84	84	84
44.7	72	72	72	72	72	72	72	84	84
41.7	60	72	72	72	72	72	72	72	72
38.7	60	60	72	72	72	72	72	72	72
35.7	60	60	60	72	72	72	72	72	72
32.7	60	60	60	60	60	72	72	72	72
29.7	60	60	60	60	60	60	60	72	72
26.7	60	60	60	60	60	60	60	60	60
23.7	60	60	60	60	60	60	60	60	60

Contrapesos - Contra-lança

	75 LVFC; 75 HPL™			
	4600 kg	4000 kg	2200 kg	(kg)
70 m	5	0	1	25200
65 m	4	1	1	24600
60 m	3	2	0	21800
55 m	4	1	0	22400
50 m	4	0	1	20600
45 m	2	2	2	21600
40 m	4	0	0	18400
35 m	2	2	0	17200
30 m	1	2	1	14800

CCV 4600 kg

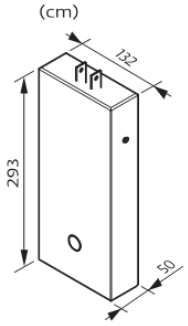

CCW 4000 kg

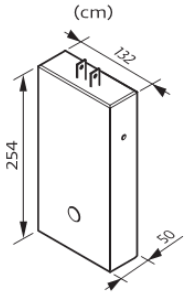

CCX 2200 kg

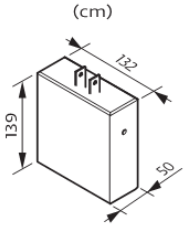

Pesos e dimensões

: 70 m - - 75 LVFC / 75 HPL™

x 4

		L (m)	l (m)	h (m)	kg (+/- 5%)
Contra-lança		7,26	1,35	2,42	1890
		9,12	4,09	1,64	3840
Pivô		4,8	1,52	2,32	2915
Cabine	S110	2,74	1,54	2,5	1000
	V140S	3,9	1,95	2,47	1115
Mesa de giro	L68	2,15	2,45	2,48	5800
Mecanismo elevação	75 LVFC 30 Optima	2,52	1,63	1,41	2080
	75 HPL™ 30	2,82	1,32	1,71	2130
Lança	①	10,37	2,21	2,53	3245
Lança	②	10,34	1,38	2,44	2250
	③	10,27	1,38	2,36	1800
	⑤	10,2	1,38	2,3	1130
	⑦	10,13	1,38	1,74	680
Lança	④	5,24	1,38	2,4	765
	⑧	5,04	1,38	1,69	250
Lança	⑥	10,18	1,38	2,24	870
Ponta de lança		1,52	1,57	0,61	160
Carro distribuidor	12 t	3,26	1,74	1,01	526
	6 t	1,76	1,74	1,01	281
Moitão	12 t	1,65	0,26	1,8	478
	6 t	1,09	0,26	2,11	280

		L (m)	l (m)	h (m)	kg (+/- 5%)
Gaiola de telescopagem	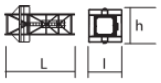 T21	7,26	3,78	3,98	5195
S 68 J SR 68 J		7,74 7,74	2,1 2,1	2,1 2,1	4170 5175
L 68 B3		3,26	2,12	2,12	1530
Pés chumbadores	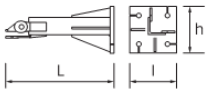 P 20A P 21A	1,4 1,31	0,6 0,8	0,6 0,8	300 500
	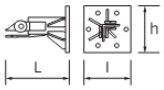 R 20A R 21A	0,81 0,8	0,6 0,6	0,6 0,6	225 236
Torre Chassis	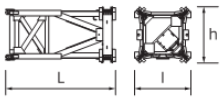 VB 21A	5,01	2,41	2,41	4390
Travessa Chassis	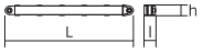 VB 21A	4,51	0,29	0,29	420
Travessa Chassis	VB 21A	6,7	0,7	2,31	1600

380 V - 50 Hz												ch - PS hp	kW	
	75 LVFC 30 Optima	m/min	44	55	79	114	22	28	40	57		75	55	766 m
		t	6	4.5	3	1.5	12	9	6	3				
	75 HPL™ 30	m/min	44	57	81	137	220	23	30	43	77	110	75	55	845 m
		t	6	4,5	3	1,5	0,2	12	9	6	3	1			
	RCV 185	tr/min U/min -rpm	0 → 0,6										2 x 9	2 x 6,6	
	RVF 162 Optima+	tr/min U/min -rpm	0 → 0,63										2 x 7,5	2 x 5,5	
	6 D3V 4	m/min	10 → 50 (12 t) → 100 (6 t)										6	4,4	
	6 DVFC 4	m/min	0 → 50 (12 t) 0→ 100 (6 t) 0→ 120 (3 t)										5,5	4,0	

IEC 60204-32	kVA
380 V (+10% -10%) 50 Hz	75 LVFC : 78 kVA 75 HPL™ : 78 → 48 kVA

75 LVFC 30 Optima

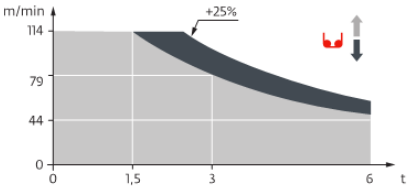

Reprodução proibida. Sujeito a alterações.

www.manitowoccranes.com/zh-CN

Ref. 02D_FEM1001mt_MCT278 K12_2020_27-1